

Careers 9 Checklist:

- ✓ Learning Styles Survey
- ✓ Personality Survey
- ✓ Interests Survey
- ✓ Knowledge Survey
- ✓ Motivation Survey
- ✓ Add survey results to Careers 9 Portfolio (create portfolio)
- ✓ Reflection #1: Quiz/Survey Results
- ✓ Take Our Kids to Work Day (November 6<sup>th</sup>, 2019)
- ✓ Reflection #2: Take Our Kids to Work Day
- ✓ Career Presentations (Attend 2)
- ✓ Reflection #3, #4: Career Exploration Presentations
- ✓ 2 Goals to MyBlueprint
- ✓ Favourite 1 Opportunity
- ✓ Favourite 1 Occupation (Top Match)
- ✓ Reflection #5: Occupations and Opportunities

ALL WORK IS TO BE DONE ON MYBLUEPRINT, AND IS DUE BY APRIL 30<sup>th</sup>

# CAREERS 9

S R T 2 0 1 9 / 2 0 2 0



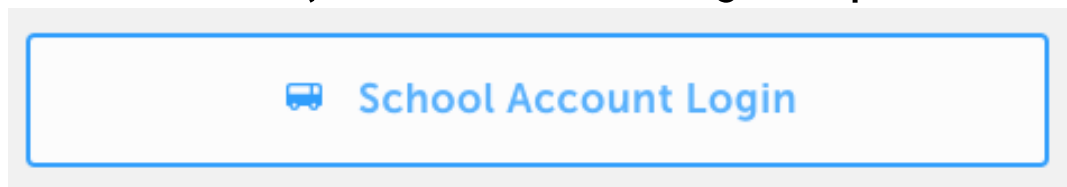
# Careers 9

Careers 9 is a mandatory course for all Grade 9 students in BC. It is a The majority of work will be done online via **MyBlueprint and during Flex**. **You much sign on to MyBlueprint to complete your assignments.**

## How to sign in to My Blueprint:

([www.myblueprint.ca/sd42](http://www.myblueprint.ca/sd42))

1. Click **Log in** (NOT SIGN UP!!!)
2. Scroll to the bottom of the log-in screen and choose **Select School District (SD42 Maple Ridge)** and sign in with your district ID (student # and regular password)



## Part #1: WHO AM I?

**Complete all of the WHO AM I quizzes:**

- Learning Styles**
- Personality**
- Interests**
- Knowledge**
- Motivation**

**Add your quiz/survey results to your portfolio:**

Home  **Dashboard → Portfolios**

Dashboard Tasks Classes Goals Portfolios

 [Add Portfolio](#)

- Click on **Portfolios**, then **Add Portfolio**
- Title your portfolio “Careers 9” then click “**Add Portfolio.**” *\*leave description blank.*

The image shows two screenshots from a web application. The left screenshot, titled 'Add Portfolio', shows a form with a 'Title' field containing 'Careers 9' and an empty 'Description' field. Below the form is a blue 'Add Portfolio' button. A black arrow points from the 'Add Portfolio' button to the right. The right screenshot, titled 'Update Banner', shows a menu with four options: 'Add Media', 'Add Journal', 'Add from myBlueprint', and 'Add from Class Pass'. A green '+ Add Box' button is positioned between the two screenshots. A black arrow points from the '+ Add Box' button to the 'Add from myBlueprint' option in the menu.

- Click on “Add Box”
  - Select “Add from myBlueprint”
  - Click the “+” button to add each of the **5** quizzes to your portfolio (Learning Styles, Personality, Interests, Knowledge, Motivation)
- Add a reflection with **3 interesting things** you learned about yourself from quiz/survey results.
- Under portfolio, click “Add Box” and then “Add journal.” Write into the description your findings.

## ***Part #2: EXPLORATIONS***

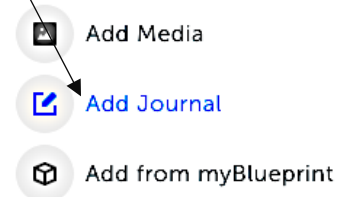
***Students will participate in activities related to work-life explorations, such as career exploration, personal growth and community. Students must reflect on their activities.***

### **□ Take our Kids to Work Day (TOKW)**

- Make sure that your parent/guardian log on to the portal to complete the TOKW Day field trip form.
- Complete your reflection:
  - Create a Careers 9 Portfolio on My Blueprint:

1. Log in to your **MyBlueprint** account
2. Click on your **Careers 9 Portfolio**
3. Click on **+ Add Box** then, **add journal.**
4. Title your journal,

*“Take Our Kids to Work Day,”*  
Answer the questions (below) in the **description** area. If you completed the questions in MS Word, you can attach the file via the **folder icon.**



Add Journal

Title Optional

Description Optional

Media Optional

📷

📹

🎤

@

📁

## **Take Our Kids to Work Day Questions:**

*Answer the following:*

1. *Where did you complete your workday?*
2. *What are 3 things you learned during your workplace visit?*
3. *What careers did you learn about in your workplace?*
4. *What did you learn about yourself during your visit?*

### **□ Career Exploration Presentations**

- Throughout the year, there will be presentations from local business persons, career speakers, post-secondary and trades. Students are expected to attend at least 2 presentations. For each presentation, students will add a reflection to their portfolio. Students should write about how the presentation has influenced their future decisions.

## **Career Exploration Presentation Questions:**

*Answer the following:*

1. *What is one thing you learned that you didn't know before?*
2. *What is one question you still have?*
3. *How can you use the information from the presentation in your current life? In the future?*
4. *How can you use the information from the presentation in the future?*

## ***Part #3: Plans, Goals & More***

***Students will create goals, explore career matches and post-secondary options.***

### **□ Goal Setting**

#### **○ Add 2 goals to MyBlueprint:**

- Sign in to MyBlueprint.ca
- Click on **GOALS** on Dashboard

#### **Home**

Dashboard   Tasks   Class Activities   **Goals**   Portfolios



- Click **+ Add Goal**
- Choose the type of goal, what the goal is & the timeframe of your goal.
- Add *at least* **2 tasks** to each goal
- Repeat until you have **2 goals**.


Example: My [*financial*] goal is to save money to buy a car in 6-12 months. Task #1: Make a resume. Task #2: Get a job. Task #3: Save 50% of each payment into a savings account.

## □ Opportunities:

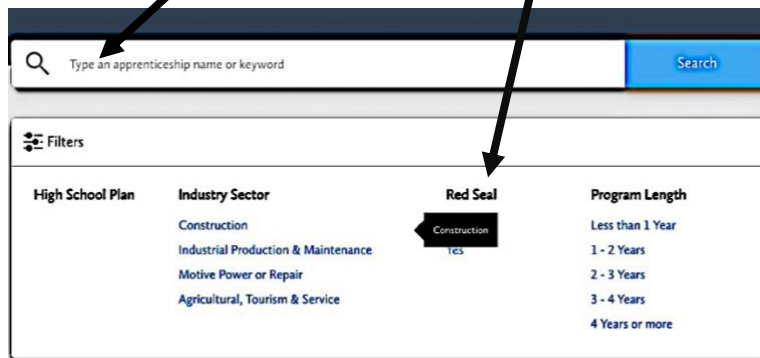
- Finding one possibility for post-secondary
- Click on **TASKS** on Dashboard



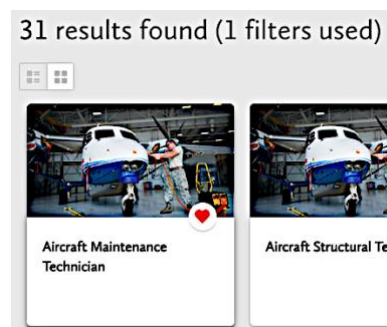
- Click on **Favourite One Opportunity**
- Choose either Apprenticeship, College & University or Workplace



Search by keyword or choose an option

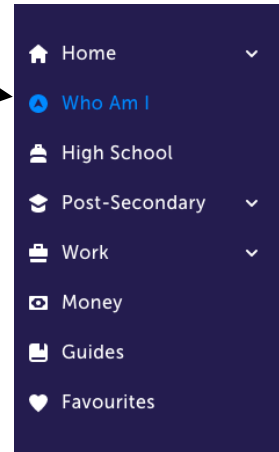


- Favourite by clicking the HEART 



## □ Occupations:

- What jobs, careers and occupations were a match for you using the surveys?
- Click on **WHO AM I** on sidebar: →
- Click on **Match Results** to learn about careers that suit your interests.



### Who Am I


Surveys Match Results

- Under **Match Results**, click on **Occupation Matches**. Find at least two that appeal to you and click on **Get Started** to take the next quiz.



School Principal

Get Started

- Click the  on your highest match % and write a reflection in your portfolio.

## Opportunities and Occupation Questions:

*Answer the following:*

1. What occupation did you discover through your matches? What does it do? What kind of training do you need?
2. Were you surprised to learn about this occupation?
3. How can you use the information from this activity in your current life? In the future?



	Not Yet Meeting	Minimally Meeting	Meeting Expectations	Exceeding Expectations
Part 1: Who am I?	Quizzes are not completed.	Some quizzes are completed, no reflections are done about the quizzes.	All quizzes are completed. Reflection is done thoughtfully.	All quizzes are complete. Reflection is done thoughtfully and relevant to quiz results with connections to Core Competencies.
Part 2: Explorations	Only one presentation was attended, no reflections were completed.	Some presentations attended, some reflections are complete, with references to self and exploration tasks.	Attended all presentations required. Most reflections are completed, with reference to future and self are evident in responses.	All presentations attended and reflections are clearly met, with thoughtful references to self-exploration and future. Some evidence or photos are added to reflections to emphasize connections.
Part 3: Plans, Goals and more	Goals are not completed, MyBlueprint is accessed but not used to explore opportunities or occupations.	Goals are partially completed. One occupation or opportunity is favoured. Reflection is done.	Goals are complete, occupation and opportunities are favoured. Reflection is done.	Goals are complete, occupation and opportunities are favoured. Reflection is done with meaningful content added to both goals and reflection.